



Front View

B618B



"A" Dimension: 5/8"

B622F



"A" Dimension: 7/8"

B629F



"A" Dimension: 1-1/8"

**B618B - 18mm Camlock**

\*This model also available with hardened Steel Housing (S618A)

B622F - 22mm Camlock

B629F - 29mm Camlock

B639F - 40mm Camlock

B636F - 36mm Momentary

Switch Lock

B639F



"A" Dimension: 1-1/2"

B636F

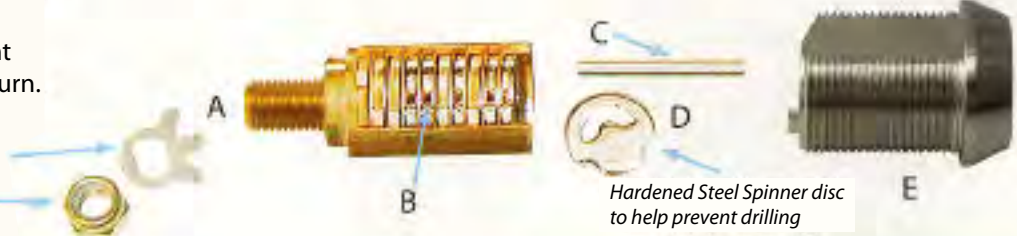


"A" Dimension: 1-1/2"

Above Camlocks shown are available in both Left & Right Hand Turn and 90° or 180° Turn.

Also available:

- Finger Style Lock Washers
- Nylon Nut  
(Eliminates need for Lock Washer)



Hardened Steel Spinner disc to help prevent drilling



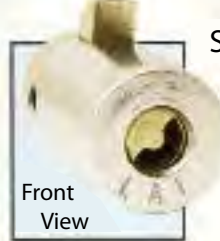
S619A/B

Front View



Side View

rounded face helps prevent against drilling



S619D/F

Front View



Side View



S833H



S833H With S619S

(Sold Separately)



S619S

Side View

**S619A/B\*** High Security T-Handle Lock. Solid Hardened Steel Housing with 1/4" (6mm) thick rounded face to help prevent against drilling. *This lock meets N.A.M.A. Specifications.*


**S619D/F\*** High Security T-Handle Lock. Solid Steel Housing with 1/8" (3mm) thick face to help prevent against drilling. *This lock meets N.A.M.A. Specifications.*

\* B & F = Spring Action Latch,  
A & D = Deadbolt Action Latch (Please Specify)

**S833H** Hardened Steel Housing for "Removable Core" Plug Lock.

**S619S** (Short Body) High Security "Removable Core" Plug Lock. *This lock meets N.A.M.A. Specifications.*

**B620F** High Security Push Lock



B620F

Side View